






## Phonological Awareness

## Treasure Chest

## Rhyming

## Activity 2: Willoughby Wallaby Woo

-  Find a small stuffed elephant toy.
-  Ask the children to sit in a circle and pass the elephant to the person sitting next to them on the left.
-  As they are passing the elephant, sing “Willoughby Wallaby Woo” (see song example below).
-  Whoever is holding the elephant when the song ends with “an elephant sat on you” becomes the name used for the next verse.
-  Continue around the circle until everyone has had a chance to have the elephant and the verse change to make their name. **Caution:** If used with a large number of children, avoid boredom by doing the activity with a few of the children’s names. Remember the others later in the day or during future circle time.

## Song Example:

Willoughby, wallaby, wee  
 An elephant sat on me!  
 Willoughby, wallaby, woo  
 An elephant sat on you!

Willoughby, wallaby, wustin  
 An elephant sat on Justin!  
 (Note: child passes elephant  
 to next child)  
 Willoughby, wallaby, wody  
 An elephant sat on Cody!

(Note: This activity is taken from the CIRCLE manual.)